

EPIC® SIGNAL M23 Inserts 8+1 pole

Inserts for M23 circular connectors

EPIC® SIGNAL M23 Inserts 8+1 pole for M23 circular connector series

Info

Made in Germany



Mechanical and plant engineering



Wind Energy



Good chemical resistance



Mechanical resistance



Assembly time



Robust



Variety of approval certifications

Benefits

Universal further processing of the M23 inserts through different packaging units. Fully assembled with suitable solder contacts or unpopulated for individual assembly with crimp or solder contacts

Application range

Last Update (28.04.2024)

©2024 Lapp Group - Technical changes reserved

Product Management www.lappkabel.de

You can find the current technical data in the corresponding data sheet.

PN 0456 / 02_03.16

EPIC® SIGNAL M23 Inserts 8+1 pole

Plant engineering
Measurement and control technology
Apparatus construction

Technical Data

Classification ETIM 5:	ETIM 5.0 Class-ID: EC000438 ETIM 5.0 Class-Description: Contact insert for industrial connectors
Classification ETIM 6:	ETIM 6.0 Class-ID: EC000438 ETIM 6.0 Class-Description: Contact insert for industrial connectors
Rated voltage (V):	according to IEC 61984: 150 V
Rated impulse voltage:	2.5 kV
Rated current (A):	20 A (2 mm contact) 7 A (1 mm contacts)
Pollution degree:	3
Contact resistance:	< 4 mOhm
Contacts:	Gold-plated brass
Number of contacts:	8 + 1 8*1mm + 1*2mm contacts
Termination methods:	Crimp termination: 0.14 - 1.0 mm ² (1.0 - 2.5 mm ² for 2-mm contact) Solder termination: up to 1.0 mm ² (up to 2.5 mm ² for 2-mm contact)
Cycle of mechanical operation:	100
VDE-tested:	Certified production control: VDE-REG. no. C24 (according to EN 61984, SELV according to DIN VDE 0100-410 has to be guaranteed) UL File Number: E249137
Temperature range:	-25°C up to +125°C

Note

The inserts are suitable for both male and female contacts. For a complete connection, you will need one P-component and one E-component. P-component = left turning (anticlockwise), E-component = right turning (clockwise)
Photographs and graphics are not to scale and do not represent detailed images of the respective products.
Prices are net prices without VAT and surcharges. Sale to business customers only.

EPIC® SIGNAL M23 Inserts 8+1 pole

Article number	Article description	Inserts	Contacts included	Pin configuration	Pieces / PU
8+1-pin inserts, P-part = rotation to the left (plug side anticlockwise)					
73002736	P-part	without contacts	-	8+1	5
73002737	P-part	without contacts	-	8+1	20
73002738	P-part	+ male contacts, solder	9	8+1	5
73002740	P-part	+ female contacts, solder	9	8+1	5
73002741	P-part	+ female contacts, solder	9	8+1	20
8+1-pin inserts, E-part = rotation to the right (plugside clockwise)					
73002742	E-Part	without contacts	-	8+1	5
73002743	E-Part	without contacts	-	8+1	20
73002744	E-Part	+ male contacts, solder	9	8+1	5
73002746	E-Part	+ female contacts, solder	9	8+1	5
73002747	E-Part	+ female contacts, solder	9	8+1	20

Last Update (28.04.2024)

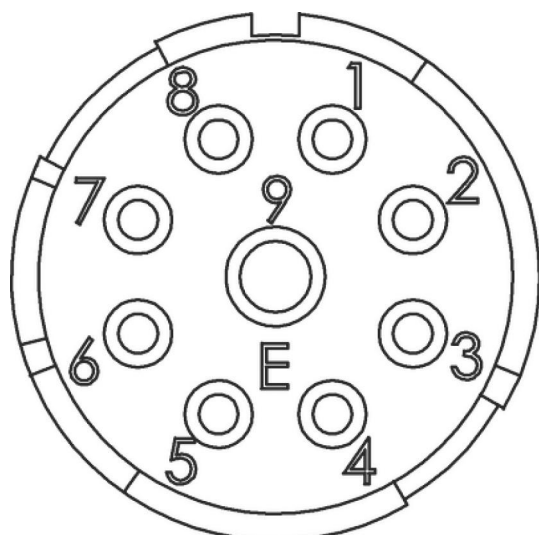
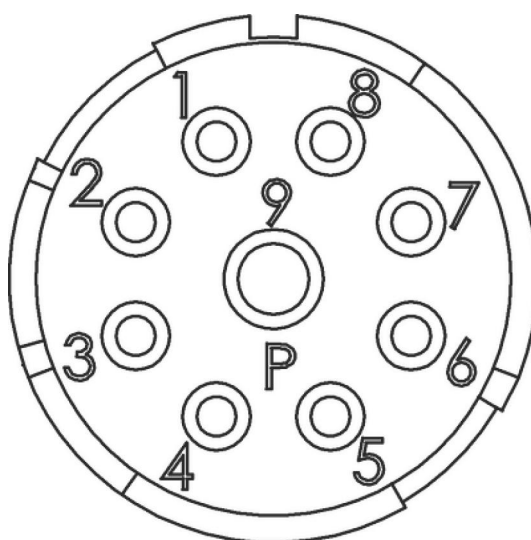

©2024 Lapp Group - Technical changes reserved

Product Management www.lappkabel.de

You can find the current technical data in the corresponding data sheet.

PN 0456 / 02_03.16

EPIC® SIGNAL M23 Inserts 8+1 pole



Last Update (28.04.2024)

©2024 Lapp Group - Technical changes reserved

Product Management www.lappkabel.de

You can find the current technical data in the corresponding data sheet.

PN 0456 / 02_03.16