

ÖLFLEX® 150 CY




Screened and oil-resistant multi-standard cable with H05VVC4V5-K and AWM approval

ÖLFLEX® 150 CY - H05VVC4V5-K harmonised PVC control cable with UL/CSA AWM, oil-resistant, screened and flexible for various applications, U₀/U: 300/500 V

Info

Oil-resistant according to EN 50363-4-1: TM5
Harmonised (HAR): H05VVC4V5-K and UL recognized
EMC-compliant



-  Good chemical resistance
-  Oil-resistant
-  Interference signals

Benefits

Wide application range due to multiple certifications

Application range

Plant engineering
Industrial machinery
Heating and air-conditioning systems
In EMC-sensitive environments
(electromagnetic compatibility)

Mainly used in dry, damp and wet interiors (including water-oil mixtures), but not for outdoor use

For fixed installation under medium mechanical load conditions, and applications with occasional flexing at free, non-continuously recurring movement without tensile load or compulsory guidance

Note: for the use of AWM (Appliance Wiring Material) cables in industrial machinery (USA) according to NFPA 79: please see the catalogue appendix table T29

Last Update (17.12.2024)

©2024 Lapp Group - Technical changes reserved

Product Management www.lappkabel.de

You can find the current technical data in the corresponding data sheet.

PN 0456 / 02_03.16

ÖLFLEX® 150 CY

Product features

Flame-retardant according to IEC 60332-1-2
and UL 1581 §1061 Cable Flame Test
Oil-resistant according to EN 50363-4-1: TM5
High degree of screening
low transfer impedance
(max. 250 Ω/km at 30 MHz)

Norm references / Approvals

H05VVC4V5-K (EN 50525-2-51)
UL AWM Style 21098
CSA AWM I A/B II A/B

Multi-standard cables have conductor strands with nominal sizes in mm² or AWG/kcmil. The master size is mentioned in the table below, while the equivalent size of the other system can be found in the Appendix T16 of this catalogue. For this related secondary size the cross-section of the conductor mostly works out to be greater than the specified nominal value.

Product Make-up

Fine-wire strand made of bare copper wires
PVC core insulation
Cores twisted in layers
PVC inner sheath, grey
Tinned-copper braiding
PVC outer sheath, high oil-resistance, grey (similar to RAL 7001)

Technical Data

Classification ETIM 5:	ETIM 5.0 Class-ID: EC000104 ETIM 5.0 Class-Description: Control cable
Classification ETIM 6:	ETIM 6.0 Class-ID: EC000104 ETIM 6.0 Class-Description: Control cable
Core identification code:	Black with white numbers acc. to VDE 0293-334
Conductor stranding:	Fine wire according to VDE 0295, class 5/IEC 60228 class 5
Minimum bending radius:	Occasional flexing: 20 x outer diameter Fixed installation: 6 x outer diameter
Nominal voltage:	HAR U0/U: 300/500 V UL/CSA: 600 V
Test voltage:	3000 V
Protective conductor:	G = with GN-YE protective conductor X = without protective conductor
Temperature range:	Occasional flexing: HAR: -5 °C to +70 °C UL/CSA: +90 °C Fixed installation: HAR: -40 °C to +70 °C UL/CSA: +90 °C

Note

Unless specified otherwise, the shown product values are nominal values. Detailed values (e.g. tolerances) are available upon

ÖLFLEX® 150 CY

request.

Copper price basis: EUR 150/100 kg. Refer to catalogue appendix T17 for the definition and calculation of copper-related surcharges.

Please find our standard lengths at: www.lappkabel.de/en/cable-standardlengths

Packaging size: coil \leq 30 kg or \leq 250 m, otherwise drum

Please specify the preferred type of packaging (e.g. 1 x 600 m drum or 8 x 75 m coils).

Photographs and graphics are not to scale and do not represent detailed images of the respective products.

Prices are net prices without VAT and surcharges. Sale to business customers only.

**ÖLFLEX® 150 CY**

Article number	Number of cores and mm ² per conductor	Outer diameter [mm]	Copper index (kg/km)	Weight (kg/km)
ÖLFLEX® 150 CY				
0015602	2 X 0.75	8.5	40	109
0015603	3 G 0.75	8.9	51	125
0015604	4 G 0.75	9.6	70	157
0015605	5 G 0.75	10.3	77	180
0015607	7 G 0.75	12.3	93	226
0015612	12 G 0.75	14.8	155	325
0015702	2 X 1.0	8.8	46.4	121
0015703	3 G 1.0	9.4	76	145
0015704	4 G 1.0	10	80	180
0015705	5 G 1.0	11	95	203
0015707	7 G 1.0	13	118	273
0015712	12 G 1.0	15.6	195	425
0015802	2 X 1.5	10	59.2	151
0015803	3 G 1.5	10.5	84	159
0015804	4 G 1.5	11.4	94.8	211
0015805	5 G 1.5	12.7	122	241
0015807	7 G 1.5	15.1	143	306
0015812	12 G 1.5	17.8	254	480
0015903	3 G 2.5	11.9	120	245
0015904	4 G 2.5	13.2	170	295
0015905	5 G 2.5	14.7	205	365
0015907	7 G 2.5	17.5	241	480

Last Update (17.12.2024)

©2024 Lapp Group - Technical changes reserved

Product Management www.lappkabel.deYou can find the current technical data in the corresponding data sheet.
PN 0456 / 02_03_16