

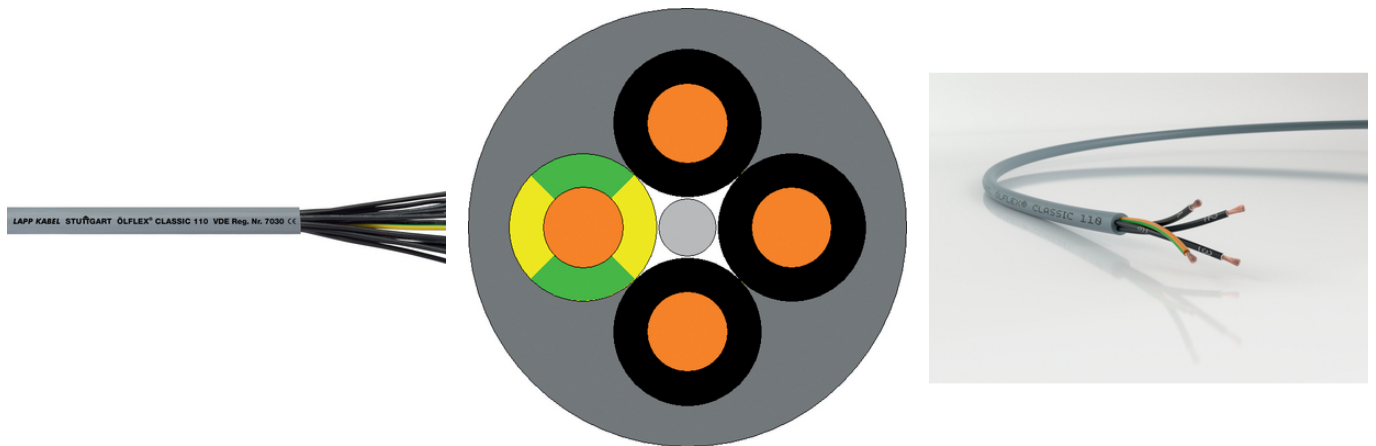
ÖLFLEX® CLASSIC 110





VDE-registered oil-resistant PVC control cable for a wide range of applications

ÖLFLEX® CLASSIC 110 - PVC control cable, VDE registered, oil resistant and flexible for various applications, 300/500V, also for YSLY or YY

Info

CPR: Article number choice under www.lappkabel.com/cpr
 VDE certificate of conformity with
 factory surveillance



-  Good chemical resistance
-  Oil-resistant
-  Power chain
-  Torsion-resistant

Benefits

Wide choice of standardized lengths and individual cuts
 Very broad range, items with up to 100 conductors

Application range

For fixed installation as well as occasional flexing at free, non-continuously recurring movement without tensile load

Dry or damp rooms that are subject to medium mechanical loads

Suitable for torsional applications which are typical for the loop in wind turbine generators (WTG)

In power chains for a travelling distance up to 5 m and 0,2 ... 1 million bending cycles, for following dimensions: 0,5 to 2.5mm² and 2 to 7 conductors

Last Update (11.01.2026)

©2026 Lapp Group - Technical changes reserved

Product Management www.lappkabel.de

You can find the current technical data in the corresponding data sheet.

PN 0456 / 02_03.16

ÖLFLEX® CLASSIC 110

Product features

Flame-retardant according IEC 60332-1-2
Good chemical resistance, see catalogue appendix T1
Oil-resistant according to DIN EN 50290-2-22 (TM54)

Norm references / Approvals

VDE reg. no. 7030 for the following sizes:
up to 2.5 mm²: 2 - 65 cores
from 4 mm²: 2 - 7 cores
from 25 mm²: 2 - 5 cores

Product Make-up

Fine-wire strand made of bare copper wires
PVC insulation LAPP P8/1
Cores twisted in layers
PVC outer sheath, grey (similar RAL 7001)

Technical Data

Classification ETIM 5:	ETIM 5.0 Class-ID: EC000104 ETIM 5.0 Class-Description: Control cable
Classification ETIM 6:	ETIM 6.0 Class-ID: EC000104 ETIM 6.0 Class-Description: Control cable
Core identification code:	Black with white numbers acc. to VDE 0293-334
Conductor stranding:	Fine wire according to DIN EN 60228 (VDE 0295), class 5 / IEC 60228 class 5
Torsion movement in WTG:	TW-0 & TW-1, refer to Appendix T0
Minimum bending radius:	Occasional flexing: 10 x outer diameter In power chains: 15 x outer diameter Fixed installation: 4 x outer diameter
Nominal voltage:	U ₀ /U: 300/500 V
Test voltage:	4000 V
Protective conductor:	G = with GN-YE protective conductor X = without protective conductor
Temperature range:	Occasional flexing: -15 °C to +70 °C In power chains: -5 °C to +70 °C Fixed installation: -40 °C to +80 °C

Note

Unless specified otherwise, the shown product values are nominal values. Detailed values (e.g. tolerances) are available upon request.

Copper price basis: EUR 150/100 kg. Refer to catalogue appendix T17 for the definition and calculation of copper-related surcharges.

Packaging size: coil ≤ 30 kg or ≤ 250 m, otherwise drum

Please specify the preferred type of packaging (e.g. 1 x 500 m drum or 5 x 100 m coils).

Photographs and graphics are not to scale and do not represent detailed images of the respective products.

Prices are net prices without VAT and surcharges. Sale to business customers only.



ÖLFLEX® CLASSIC 110

Article number	Number of cores and mm ² per conductor	Outer diameter [mm]	Copper index (kg/km)	Weight (kg/km)
ÖLFLEX® CLASSIC 110				
1119752	2 X 0.5	4.8	9.6	35
1119003	3 G 0.5	5.1	14.4	42
1119753	3 X 0.5	5.1	14.4	42
1119004	4 G 0.5	5.7	19.2	54
1119754	4 X 0.5	5.7	19.2	54
1119005	5 G 0.5	6.2	24	63
1119755	5 X 0.5	6.2	24	63
1119007	7 G 0.5	6.7	33.6	81
1119757	7 X 0.5	6.7	33.6	81
1119010	10 G 0.5	8.6	48	116
1119012	12 G 0.5	8.9	58	131
1119014	14 G 0.5	9.5	67	153
1119018	18 G 0.5	10.5	86.4	188
1119021	21 G 0.5	11.7	101	221
1119025	25 G 0.5	12.4	120	261
1119030	30 G 0.5	13.3	144	304
1119035	35 G 0.5	14.5	168	356
1119040	40 G 0.5	15.4	192	400
1119052	52 G 0.5	17.3	250	517
1119061	61 G 0.5	18.5	293	603
1119065	65 G 0.5	19.6	312	644
1119080	80 G 0.5	21.1	384	780
1119100	100 G 0.5	23.6	480	975
1119802	2 X 0.75	5.4	14.4	45
1119103	3 G 0.75	5.7	21.6	55
1119803	3 X 0.75	5.7	21.6	55
1119104	4 G 0.75	6.2	28.8	66
1119804	4 X 0.75	6.2	28.8	66
1119105	5 G 0.75	6.7	36	79
1119805	5 X 0.75	6.7	36	79
1119107	7 G 0.75	7.3	50	101
1119807	7 X 0.75	7.3	50	101
1119109	9 G 0.75	9.4	65	137

Last Update (1.1.01.2026)

©2026 Lapp Group - Technical changes reserved

Product Management www.lappkabel.de

You can find the current technical data in the corresponding data sheet.

PN 0456 / 02_03_16



ÖLFLEX® CLASSIC 110

Article number	Number of cores and mm ² per conductor	Outer diameter [mm]	Copper index (kg/km)	Weight (kg/km)
1119110	10 G 0.75	9.6	72	150
1119112	12 G 0.75	9.9	86	171
1119812	12 X 0.75	9.9	86	171
1119115	15 G 0.75	10.9	108	209
1119117	15 X 0.75	10.9	108	209
1119116	16 G 0.75	11.1	115.2	220
1119118	18 G 0.75	11.7	130	244
1119121	21 G 0.75	13	151	286
1119125	25 G 0.75	13.8	180	337
1119126	26 G 0.75	14.2	187.2	350
1119134	34 G 0.75	15.9	245	448
1119141	41 G 0.75	17.4	296	538
1119150	50 G 0.75	19.2	360	648
1119151	51 G 0.75	19.2	367	646
1119161	61 G 0.75	20.5	439	779
1119165	65 G 0.75	21.8	468	832
1119180	80 G 0.75	23.6	576	1019
1119200	100 G 0.75	26.4	718	1271
1119852	2 X 1.0	5.7	19.2	53
1119203	3 G 1.0	6	28.8	65
1119853	3 X 1.0	6	28.8	65
1119204	4 G 1.0	6.5	38.4	79
1119854	4 X 1.0	6.5	38.4	79
1119205	5 G 1.0	7.1	48	94
1119855	5 X 1.0	7.1	48	94
1119206	6 G 1.0	8	58	113
1119207	7 G 1.0	8	67	126
1119857	7 X 1.0	8	67	126
1119208	8 G 1.0	9.5	77	149
1119209	9 G 1.0	10	86	164
1119210	10 G 1.0	10.2	96	180
1119212	12 G 1.0	10.5	115	205
1119862	12 X 1.0	10.5	115	205
1119214	14 G 1.0	11.2	134	238

Last Update (11.01.2026)

©2026 Lapp Group - Technical changes reserved

Product Management www.lappkabel.deYou can find the current technical data in the corresponding data sheet.
PN 0456 / 02_03_16



ÖLFLEX® CLASSIC 110

Article number	Number of cores and mm ² per conductor	Outer diameter [mm]	Copper index (kg/km)	Weight (kg/km)
1119216	16 G 1.0	11.8	153.6	266
1119218	18 G 1.0	12.7	173	320
1119868	18 X 1.0	12.7	173	320
1119220	20 G 1.0	13.4	192	330
1119870	20 X 1.0	13.4	192	330
1119225	25 G 1.0	14.7	240	408
1119226	26 G 1.0	15.1	249	424
1119234	34 G 1.0	17.1	326	551
1119236	36 G 1.0	17.4	346	578
1119241	41 G 1.0	18.8	394	661
1119250	50 G 1.0	20.6	480	797
1119256	56 G 1.0	21.4	538	888
1119261	61 G 1.0	22.1	586	958
1119265	65 G 1.0	23.6	624	1033
1119280	80 G 1.0	25.3	768	1251
1119300	100 G 1.0	28.3	960	1560
1119902	2 X 1.5	6.3	29	68
1119303	3 G 1.5	6.7	43	84
1119903	3 X 1.5	6.7	43	84
1119304	4 G 1.5	7.2	58	104
1119904	4 X 1.5	7.2	58	104
1119305	5 G 1.5	8.1	72	128
1119905	5 X 1.5	8.1	72	128
1119306	6 G 1.5	8.4	86.4	157
1119307	7 G 1.5	8.9	101	166
1119907	7 X 1.5	8.9	101	166
1119308	8 G 1.5	10.6	115	210
1119313	8 X 1.5	10.6	116	210
1119309	9 G 1.5	11.4	130	221
1119310	10 G 1.5	11.6	143	243
1119311	11 G 1.5	11.6	158	258
1119312	12 G 1.5	12	173	279
1119912	12 X 1.5	12	173	279
1119314	14 G 1.5	12.7	202	323

Last Update (11.01.2026)

©2026 Lapp Group - Technical changes reserved

Product Management www.lappkabel.deYou can find the current technical data in the corresponding data sheet.
PN 0456 / 02_03_16



ÖLFLEX® CLASSIC 110

Article number	Number of cores and mm ² per conductor	Outer diameter [mm]	Copper index (kg/km)	Weight (kg/km)
1119316	16 G 1.5	13.4	230.4	361
1119318	18 G 1.5	14.4	259	407
1119321	21 G 1.5	15.7	302	469
1119325	25 G 1.5	16.9	360	560
1119326	26 G 1.5	17.3	374.4	582
1119332	32 G 1.5	18.7	461	704
1119334	34 G 1.5	19.4	490	746
1119341	41 G 1.5	21.3	591	895
1119350	50 G 1.5	23.5	720	1089
1119361	61 G 1.5	25.2	878	1309
1119365	65 G 1.5	26.7	936	1398
1119952	2 X 2.5	7.5	48	101
1119403	3 G 2.5	8.1	72	132
1119404	4 G 2.5	8.9	96	163
1119405	5 G 2.5	10	120	200
1119407	7 G 2.5	11.1	168	267
1119412	12 G 2.5	14.8	288	445
1119414	14 G 2.5	15.8	336	515
1119418	18 G 2.5	17.8	432	648
1119425	25 G 2.5	20.8	600	890
1119434	34 G 2.5	24.4	816	1208
1119450	50 G 2.5	29.4	1200	1754
1119503	3 G 4.0	9.9	115	201
1119504	4 G 4.0	10.8	154	249
1119505	5 G 4.0	12.1	192	294
1119507	7 G 4.0	13.4	269	407
1119511	11 G 4.0	17.6	422	634
1119512	12 G 4.0	18.1	461	660
1119603	3 G 6.0	11.7	172.8	289
1119604	4 G 6.0	13	230	365
1119605	5 G 6.0	14.5	288	447
1119607	7 G 6.0	16	403	600
1119613	3 G 10.0	14.6	288	466
1119614	4 G 10.0	16.2	384	590

Last Update (1.1.01.2026)

©2026 Lapp Group - Technical changes reserved

Product Management www.lappkabel.deYou can find the current technical data in the corresponding data sheet.
PN 0456 / 02_03_16



ÖLFLEX® CLASSIC 110

Article number	Number of cores and mm ² per conductor	Outer diameter [mm]	Copper index (kg/km)	Weight (kg/km)
1119615	5 G 10.0	18.1	480	722
1119617	7 G 10.0	20	672	968
1119624	4 G 16.0	18.8	614	1087
1119625	5 G 16.0	21.2	768	1370
1119627	7 G 16.0	23.4	1075	1779
1119634	4 G 25.0	23.5	960	1582
1119635	5 G 25.0	26.4	1200	1998
1119636	7 G 25.0	29.1	1680	2825
1119644	4 G 35.0	26.4	1344	2106
1119645	5 G 35.0	29.6	1680	2635

Last Update (11.01.2026)

©2026 Lapp Group - Technical changes reserved

Product Management www.lappkabel.de

You can find the current technical data in the corresponding data sheet.

PN 0456 / 02_03_16