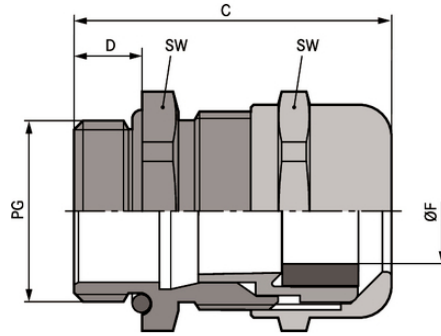








## SKINTOP® MS-XL

SKINTOP® MS-XL, brass cable gland with wide, variable clamping ranges, with long connection thread especially for thick walls



-  Good chemical resistance
-  Mechanical resistance
-  Optimum strain relief
-  Robust
-  Temperature-resistant
-  Variety of approval certifications

### Benefits

- Especially for thick walls
- Maximum reliability
- Wide, variable clamping ranges
- Optimum strain relief

### Application range

- With long connection thread for applications involving a thicker wall
- In areas where mechanical and chemical stability are critical
- Chemical industry
- Measurement and control technology
- Machine and equipment manufacturing

### Product Make-up

Last Update (24.04.2024)  
 ©2024 Lapp Group - Technical changes reserved  
 Product Management [www.lappkabel.de](http://www.lappkabel.de)  
 You can find the current technical data in the corresponding data sheet.  
 PN 0456 / 02\_03.16

## SKINTOP® MS-XL

PG connection thread acc. to DIN 40430

### Technical Data

Classification ETIM 5:	ETIM 5.0 Class-ID: EC000441 ETIM 5.0 Class-Description: Cable screw gland
Classification ETIM 6:	ETIM 6.0 Class-ID: EC000441 ETIM 6.0 Class-Description: Cable screw gland
Caution:	Refer to Appendix T21 for the installation dimensions and torques
Material:	Body: nickel-plated brass Insert: polyamide Sealing: CR O-ring: NBR
Protection rating:	IP 68 - 5 bar
Temperature range:	Dynamic: -25°C up to +100°C Fixed: -40°C up to +100°C

### Note

Photographs and graphics are not to scale and do not represent detailed images of the respective products.  
Prices are net prices without VAT and surcharges. Sale to business customers only.

**SKINTOP® MS-XL**

Article number	Article designation / size	Ø F mm	SW wrench size mm	Overall length C mm	Thread length D mm	Pieces / PU
SKINTOP® MS-XL						
52115700	PG 7	2.0 - 6.5	14	32.0	12	100
52115710	PG 9	4.0 - 8.0	17	35.0	12	100
52115720	PG 11	4.0 - 10.0	20	38.0	12	50
52115730	PG 13,5	5.0 - 12.0	22	39.5	12	50
52115740	PG 16	8.0 - 14.0	24	40.5	12	50
52115750	PG 21	11.0 - 18.0	30	45.0	12	25
52115760	PG 29	16.0 - 25.0	40	52.0	15	25

Last Update (24.04.2024)

©2024 Lapp Group - Technical changes reserved

Product Management [www.lappkabel.de](http://www.lappkabel.de)

You can find the current technical data in the corresponding data sheet.

PN 0456 / 02\_03\_16