






SKINTOP® BS-M

SKINTOP® BS-M, plastic cable gland with bending and anti-kink protection, to protect flexible cables, for moving machine parts



-  Supplementary automation components from Lapp
-  Wide clamping range
-  Maximum vibration protection
-  Optimum strain relief
-  Variety of approval certifications

Benefits

Reliable bending and anti-kink protection
Cable conservation
Functional reliability
To protect flexible cables

Application range

Cables for electrical appliances and machinery that are moved under normal use must be protected against excessive bending as required in accordance with VDE 0700-1
Handheld device
Robotics industry
Light and sound applications
Moving machine parts

Norm references / Approvals

UL File Nr. E79903

Last Update (24.04.2024)

©2024 Lapp Group - Technical changes reserved

Product Management www.lappkabel.de

You can find the current technical data in the corresponding data sheet.

PN 0456 / 02_03.16

SKINTOP® BS-M

Product Make-up

Metric connection thread acc. to DIN EN 60423
Basis for technical information DIN IEC 62444

Note

Version with reducing insert to seal smaller cable cross-sections SKINTOP® BSR-M on request
SKINTOP® BS M ISO versions with extra-long connection thread, see table, no DNV approval

Technical Data

Classification ETIM 5:	ETIM 5.0 Class-ID: EC000441 ETIM 5.0 Class-Description: Cable screw gland
Classification ETIM 6:	ETIM 6.0 Class-ID: EC000441 ETIM 6.0 Class-Description: Cable screw gland
Caution:	Refer to Appendix T21 for the installation dimensions and torques
On request:	with reducing sealing ring
Colour delivered:	Silver grey (RAL 7001) Light grey (RAL 7035) Black (RAL 9005), UV-resistant
Material:	Body: Polyamide Seal: CR
Protection rating:	IP 68 - 5 bar NEMA Type 1, 12
Temperature range:	-20°C to +100°C

Note

Photographs and graphics are not to scale and do not represent detailed images of the respective products.
Prices are net prices without VAT and surcharges. Sale to business customers only.

SKINTOP® BS-M

Article number	Article designation / size	Ø F mm	SW wrench size mm	Overall length C mm	Thread length D mm	Pieces / PU
SKINTOP® BS-M silver grey						
53111600	M 12 x 1,5	3.5 - 7	15	64.0	8	100
53111610	M 16 x 1,5	4 - 10	19	86.0	8	100
53111620	M 20 x 1,5	6 - 13	25	101.0	9	50
53111630	M 25 x 1,5	8 - 17	30	125.0	10	25
53111640	M 32 x 1,5	9 - 21	36	149.0	10	25
SKINTOP® BS-M black						
53111700	M 12 x 1,5	3.5 - 7	15	64.0	8	100
53111710	M 16 x 1,5	4 - 10	19	86.0	8	100
53111720	M 20 x 1,5	6 - 13	25	101.0	9	50
53111730	M 25 x 1,5	8 - 17	30	125.0	10	25
53111740	M 32 x 1,5	9 - 21	36	149.0	10	25
SKINTOP® BS-M light grey						
53111800	M 12 x 1,5	3.5 - 7	15	64.0	8	100
53111810	M 16 x 1,5	4 - 10	19	86.0	8	100
53111820	M 20 x 1,5	6 - 13	25	101.0	9	50
53111830	M 25 x 1,5	8 - 17	30	125.0	10	25
53111840	M 32 x 1,5	9 - 21	36	149.0	10	25
SKINTOP® BS M ISO silver-grey (with long metric connecting thread)						
53017610	M 16 x 1,5 ISO	3.5 - 8	19	77.5	12	100
53017630	M 20 x 1,5 ISO	5 - 12	24	102.0	13	50
53017640	M 25 x 1,5 ISO	9 - 14	27	114.5	13	50
SKINTOP® BS M ISO black (with long metric connecting thread)						
53017810	M 16 x 1,5 ISO	3.5 - 8	19	77.5	12	100
53017830	M 20 x 1,5 ISO	5 - 12	24	102.0	13	50
53017840	M 25 x 1,5 ISO	9 - 14	27	114.5	13	50

Last Update (24.04.2024)

©2024 Lapp Group - Technical changes reserved

Product Management www.lappkabel.de

You can find the current technical data in the corresponding data sheet.

PN 0456 / 02_03_16

SKINTOP® BS-M

