

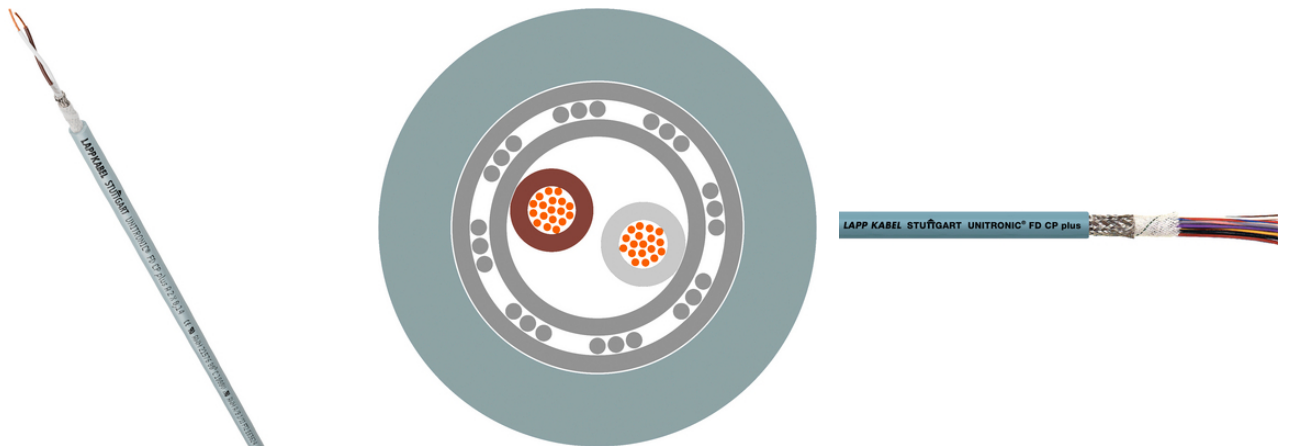
UNITRONIC® FD CP plus A








Shielded High-Performance PUR Chain/ Track cable - AWM/Rec. per CSA/ NFPA 79

UNITRONIC® FD CP plus A - Shielded, Highly flexible, Low-capacitive PUR Data Cable for sophisticated Chain Track, AWM-Recognized by UL for USA and Canada

Info

- Chain/Track: High Performance + Cold flexible
- Low capacitance
- Halogen-free



-  Mechanical and plant engineering
-  Wind Energy
-  Suitable for outdoor use
-  Good chemical resistance
-  Halogen-free
-  Cold-resistant
-  Mechanical resistance
-  Oil-resistant

UNITRONIC® FD CP plus A



Power chain



Interference signals



Torsion-resistant



Torsion load



UV-resistant

Benefits

Wide temperature range for applications in harsh climatic environments

Overall braid minimises electrical interference

UL AWM voltage rating 1000V in case of internal wiring (for instance, inside Industrial Platform under Field Labeling) allows for internal laying next to power cables with applied UL rating of 1kV

In the USA inside of industrial machines and in chain track inside Industrial Platform under Field Labeling (subject to AHJ approval), per NFPA 79, Section 12.9.2 (condition 3 under 12.9.2: Thru 1 mm² and <16 AWG)

Application range

Suitable for use in measuring, control and regulating circuits

Sophisticated design for high-performance chain/ track use

For use in chain/carrier: Please respect the assembly guidelines listed in Appendix T3

Linear robots, automated handling equipment

Suitable for torsional applications which are typical for the loop in wind turbine generators (WTG)

Product features

Halogen-free, has low capacitance and is flexible down to -40 °C

PUR outer sheath, tear and notch-resistant, resistant to mineral oils and abrasion when used in power chains

Low-adhesive surface, resistant to hydrolysis and microbes, commonly for outdoor use (not in North America) thanks to UV and ozone resistance

Flame retardance: IEC 60332-1-2, FT2

Norm references / Approvals

cRUus AWM certified by UL (UL: E63634): UL AWM Style 21576 and AWM A/B I/II

Product Make-up

Extra-fine wire strand made of bare copper wires

Core insulation: Based on Polyolefin

Non-woven wrapping

Tinned-copper braiding

Outer sheath made of special PUR compound

Outer sheath colour: grey (RAL 7001)

Technical Data

Classification ETIM 5:

ETIM 5.0 Class-ID: EC000104

ETIM 5.0 Class-Description: Control cable

Last Update (23.04.2024)

©2024 Lapp Group - Technical changes reserved

Product Management www.lappkabel.de

You can find the current technical data in the corresponding data sheet.

PN 0456 / 02_03.16

UNITRONIC® FD CP plus A

Classification ETIM 6:	ETIM 6.0 Class-ID: EC000104 ETIM 6.0 Class-Description: Control cable
Core identification code:	DIN 47100, refer to Appendix T9
Mutual capacitance:	C/C approx. 60 nF/km
Inductivity:	approx. 0.65 mH/km
Conductor stranding:	Stranded, extra-fine wire
Torsion movement in WTG:	TW-0 & TW-2, refer to Appendix T0
Minimum bending radius:	Flexing: 7.5 x outer diameter Fixed installation: 4 x outer diameter
Test voltage:	Core/Core: 1500 V Core/Shield: 1500 V
Temperature range:	-40°C to +80°C cRUus AWM: max. +80°C

Note

Unless specified otherwise, the shown product values are nominal values. Detailed values (e.g. tolerances) are available upon request.

Copper price basis: EUR 150/100 kg. Refer to catalogue appendix T17 for the definition and calculation of copper-related surcharges.

Please find our standard lengths at: www.lappkabel.de/en/cable-standardlengths

Packaging size: coil ≤ 30 kg or ≤ 250 m, otherwise drum

Please specify the preferred type of packaging (e.g. 1 x 500 m drum or 5 x 100 m coils).

Photographs and graphics are not to scale and do not represent detailed images of the respective products.

Prices are net prices without VAT and surcharges. Sale to business customers only.

UNITRONIC® FD CP plus A

Article number	Number of cores and mm ² per conductor	Outer diameter [mm]	Copper index (kg/km)	Weight (kg/km)
11139626	2 x 0.14	4.3	11.2	33
11139600	3 x 0.14	4.5	14.1	36
11139601	4 x 0.14	4.8	15.5	40
11139602	5 x 0.14	5.1	18.3	45
11139603	7 x 0.14	5.7	27.8	51
11139604	10 x 0.14	6.7	39.3	59
11139605	14 x 0.14	6.8	45.3	62
11139606	18 x 0.14	7.4	54.1	118
11139607	25 x 0.14	8.9	68.4	157
11139608	2 x 0.25	4.7	14.9	38
11139609	3 x 0.25	4.9	18.8	45
11139610	4 x 0.25	5.3	21.3	52
11139611	5 x 0.25	5.6	31	69
11139612	7 x 0.25	6.4	39.6	76
11139613	10 x 0.25	7.6	53.9	98
11139614	14 x 0.25	7.9	64.2	120
11139615	18 x 0.25	8.6	78.4	142
11139616	25 x 0.25	10.4	101	213
11139617	2 x 0.34	5.1	18.1	40
11139618	3 x 0.34	5.4	28.7	50
11139619	4 x 0.34	5.8	35.7	60
11139620	5 x 0.34	6.2	39.1	70
11139621	7 x 0.34	7.1	52.7	109
11139622	10 x 0.34	8.6	67.4	147
11139623	14 x 0.34	8.8	85.8	166
11139624	18 x 0.34	9.8	99.7	190
11139625	25 x 0.34	11.8	155	260

Last Update (23.04.2024)

©2024 Lapp Group - Technical changes reserved

 Product Management www.lappkabel.de

You can find the current technical data in the corresponding data sheet.

PN 0456 / 02_03_16