

EPIC® H-A 32




H-A connector insert up to 400V with service friendly screw connection

The H-A insert can be used in restricted spaces. It has a screw termination with direct cable feed from the rear side.

Info

New higher voltage resistance, 400V in a small space
 Universal for current and voltage transmission
 Made in Germany



-  Mechanical and plant engineering
-  Rail
-  Wind Energy
-  Assembly time
-  Space requirement
-  Voltage
-  Variety of approval certifications

Benefits

Universal for current and voltage transmission
 New higher voltage resistance, 400V in a small space
 Slim connector insert for standard application

Last Update (06.06.2023)

©2023 Lapp Group - Technical changes reserved

Product Management www.lappkabel.de

You can find the current technical data in the corresponding data sheet.

PN 0456 / 02_03.16

EPIC® H-A 32

Service friendly screw connection for different cross section, PH1 screw heat suitable for electric screwdrivers

Railway applications

- Fire protection on railway vehicles: Test according EN 45545-2. Requirement sets R22 and R23. Hazard level HL1, HL2 and HL3

Application range

Machine and equipment manufacturing

Control engineering

Plastics industry

Technical Data

Classification ETIM 5:	ETIM 5.0 Class-ID: EC000438 ETIM 5.0 Class-Description: Contact insert for industrial connectors
Classification ETIM 6:	ETIM 6.0 Class-ID: EC000438 ETIM 6.0 Class-Description: Contact insert for industrial connectors
Rated voltage (V):	IEC: 400 V UL: 600 V CSA: 600 V
Rated impulse voltage:	4 kV
Rated current (A):	IEC: 16 A UL: 14 A CSA: 16 A
Pollution degree:	3
Flammability:	UL94 V-0
Contact resistance:	1.5 - 4 mohm
Contacts:	Copper alloy, hard silver-plated
Number of contacts:	16 + PE
Termination methods:	Screw termination: 0.5 - 2.5 mm ²
Stripping length (mm):	8
Material:	PC, polycarbonate
Cycle of mechanical operation:	500
VDE-tested:	Certified production control: VDE-REG. no.: B437 UL-tested: UL File Number: E75770
Temperature range:	-40 °C to +120 °C

Note

Photographs and graphics are not to scale and do not represent detailed images of the respective products.

Prices are net prices without VAT and surcharges. Sale to business customers only.

EPIC® H-A 32

Article number	Article description	Contact type	Wire protection	Number of operating contacts	Pieces / PU
H-A 32 screw termination					
10540000	H-A 16 SS	male	yes	17 - 32	5
10541000	H-A 16 BS	female	yes	17 - 32	5
10542000	H-A 16 SS	male	-	17 - 32	5
10543000	H-A 16 BS	female	-	17 - 32	5

Last Update (06.06.2023)

©2023 Lapp Group - Technical changes reserved

Product Management www.lappkabel.de

You can find the current technical data in the corresponding data sheet.

PN 0456 / 02_03_16