

ÖLFLEX® PETRO C HFFR 0,6/1 kV









Chemically and mechanically robust cable for harsh environmental conditions - UL/cUL certified

ÖLFLEX® PETRO C HFFR - Screened power and control cable for oil-, mud- and abrasion resistant use in harsh offshore conditions with UL/cUL certification

Info

Resistant to oil and drilling fluids
 according to NEK TS 606:2016 (Oil & Mud)
 Highly flame retardant
 UL/cUL certified for North America



-  Suitable for outdoor use
-  Flame-retardant
-  Halogen-free
-  Cold-resistant
-  Mechanical resistance
-  Oil-resistant
-  Interference signals
-  UV-resistant

Last Update (10.12.2022)

©2022 Lapp Group - Technical changes reserved

Product Management www.lappkabel.de

You can find the current technical data in the corresponding data sheet.

PN 0456 / 02_03.16

ÖLFLEX® PETRO C HFFR 0,6/1 kV

Benefits

Resistant to contact with many mineral oil-based lubricants, diluted acids, aqueous alkaline solutions and other chemical media
Reduced flame spreading increases the protection against damage to persons and property in the event of a fire
Wide temperature range for applications in harsh climatic environments
Copper braiding screens the cable against electromagnetic interference
Can be used in many applications from different industries due to its mechanical, thermal and chemical properties

Application range

Onshore and offshore applications
For electrical connection of drilling units, pumping stations, compressors or generators in harsh environmental conditions
Particularly in wet areas of machine tools and transfer lines
Chemical and petrochemical industry
For indoor and outdoor use

Product features

Resistant to oil and drilling fluids according to NEK TS 606:2016 and IEC 61892-4
Fire behaviour:
- Halogen-free according to VDE 0472-815
- Flame-retardant according to IEC 60332-1-2
- No flame propagation according to IEC 60332-3-22 cat. A
UV-resistant according to ISO 4892-2
Ozone-resistant according to EN 50396
Salt water-resistant according to UL 1309

Norm references / Approvals

Single-core versions:
USA: UL AWM Style 11624
Canada: cUL AWM II A/B
Multi-core versions:
USA: UL AWM Style 20234
Canada: cUL AWM II A/B

Product Make-up

Fine-wire, tinned-copper conductor
Core insulation: polyolefin compound
Cores twisted in layers
Inner sheath: halogen-free compound
Tinned copper screen braiding
Outer sheath made of robust special polymer, colour black

Technical Data

Classification ETIM 5:	ETIM 5.0 Class-ID: EC000104 ETIM 5.0 Class-Description: Control cable
Classification ETIM 6:	ETIM 6.0 Class-ID: EC000104 ETIM 6.0 Class-Description: Control cable
Core identification code:	Colours according to VDE 0293-308, refer to Appendix T9 From 6 cores: black with white numbers
Fire test:	Flame-retardant acc. to IEC 60332-1-2, UL VW-1, Cable Flame Test, CSA FT 1 No flame-propagation according to IEC 60332-3-22 category A

Last Update (10.12.2022)

©2022 Lapp Group - Technical changes reserved

Product Management www.lappkabel.de

You can find the current technical data in the corresponding data sheet.

PN 0456 / 02_03.16

ÖLFLEX® PETRO C HFFR 0,6/1 kV

Conductor stranding:	Fine wire acc. to VDE 0295, class 5 / IEC 60228 class 5 from 0.5 mm ²
Minimum bending radius:	Occasional flexing: 20 x outer diameter Fixed installation: 6 x outer diameter
Nominal voltage:	IEC U0/U: 600/1000 V UL/CSA: 1000 V
Test voltage:	4000 V
Temperature range:	Occasional flexing: -40 °C to +90 °C (UL/CSA: +80 °C) Fixed installation: -50 °C to +90 °C (UL/CSA: +80 °C)

Note

Unless specified otherwise, the shown product values are nominal values. Detailed values (e.g. tolerances) are available upon request.

Copper price basis: EUR 150/100 kg. Refer to catalogue appendix T17 for the definition and calculation of copper-related surcharges.

Please find our standard lengths at: www.lappkabel.de/en/cable-standardlengths

Packaging size: coil ≤ 30 kg or ≤ 250 m, otherwise drum

Please specify the preferred type of packaging (e.g. 1 x 500 m drum or 5 x 100 m coils).

Photographs and graphics are not to scale and do not represent detailed images of the respective products.

Prices are net prices without VAT and surcharges. Sale to business customers only.

ÖLFLEX® PETRO C HFFR 0,6/1 kV

Article number	Number of cores and mm ² per conductor	Outer diameter [mm]	Copper index (kg/km)	Weight (kg/km)
ÖLFLEX® PETRO C HFFR black - single core				
0023249	1 X 70.0	19.3	737	948
0023250	1 X 95.0	21.6	1002	1155
0023251	1 X 120.0	24.5	1254	1463
0023248	1 X 150.0	26.1	1553	1767
0023233	1 X 185.0	28.4	1912	2349
0023234	1 X 240.0	32.6	2475	2869
0023279	1 X 300.0	34.7	3075	3817
ÖLFLEX® PETRO C HFFR black - multi-core				
0023252	2 X 1.5	11.5	57	183
0023253	3 G 1.5	12	72	212
0023254	4 G 1.5	12.8	90	249
0023255	5 G 1.5	14	115	307
0023256	7 G 1.5	15.9	151	401
0023239	12 G 1.5	18.8	238	573
0023257	18 G 1.5	22.3	350	846
0023240	25 G 1.5	26.6	490	1183
0023278	3 G 2.5	13.5	105	276
0023242	4 G 2.5	14.6	147	347
0023244	5 G 2.5	15.7	171	401
0023245	7 G 2.5	18.3	233	547
0023258	12 G 2.5	22.3	378	840
0023260	4 G 4.0	16.2	212	457
0023266	5 G 4.0	17.6	250	540
0023261	4 G 6.0	17.7	288	558
0023268	5 G 6.0	19.9	367	710
0023280	4 G 10.0	22.3	474	882
0023272	5 G 10.0	24.3	582	1069
0023281	4 G 16.0	24.9	716	1208
0023269	5 G 16.0	27.6	881	1483
0023267	4 G 25.0	30.2	1096	1785
0023270	5 G 25.0	33.4	1371	2206
0023262	4 G 35.0	33.6	1515	2314
0023282	5 G 35.0	37.1	1875	2847

Last Update (10.12.2022)

©2022 Lapp Group - Technical changes reserved

Product Management www.lappkabel.de

 You can find the current technical data in the corresponding data sheet.
 PN 0456 / 02_03_16

ÖLFLEX® PETRO C HFFR 0,6/1 kV

Article number	Number of cores and mm ² per conductor	Outer diameter [mm]	Copper index (kg/km)	Weight (kg/km)
0023246	4 G 50.0	39.3	2140	3264
0023271	5 G 50.0	43.4	2620	4002
ÖLFLEX® PETRO C HFFR blue - multi-core				
0023263	2 X 1.5	11.5	57	183
0023283	3 G 1.5	12	72	212
0023237	4 G 1.5	12.8	90	249
0023284	5 G 1.5	14	115	307
0023238	7 G 1.5	15.9	151	401
0023264	12 G 1.5	18.8	238	573
0023265	25 G 1.5	26.6	490	1183

Last Update (10.12.2022)

©2022 Lapp Group - Technical changes reserved

Product Management www.lappkabel.de

You can find the current technical data in the corresponding data sheet.

PN 0456 / 02_03_16