

## ÖLFLEX® FD 855 CP









Halogen-free, highly flexible and screened control cable with abrasion and oil resistant PUR sheath - certified

ÖLFLEX® FD 855 CP - Halogen-free and screened power and control cable for power chain use in harsh conditions with UL/cUL AWM certification

### Info

Extended Line Performance - Long travel lengths or high acceleration  
EMC compliant copper screening  
UL/cUL certified for North America



-  Suitable for outdoor use
-  Halogen-free
-  Cold-resistant
-  Mechanical resistance
-  Oil-resistant
-  Power chain
-  Interference signals
-  UV-resistant

Last Update (24.04.2024)

©2024 Lapp Group - Technical changes reserved

Product Management [www.lappkabel.de](http://www.lappkabel.de)

You can find the current technical data in the corresponding data sheet.

PN 0456 / 02\_03.16

## ÖLFLEX® FD 855 CP

### Benefits

Allows much faster speed and accelerations which increases the economic efficiency of the machines  
Increased durability under harsh conditions thanks to robust PUR outer sheath  
Resistant to contact with many mineral oil-based lubricants, diluted acids, aqueous alkaline solutions and other chemical media  
Wide temperature range for applications in harsh climatic environments  
Multi-standard certification reduces part varieties and saves costs  
Copper screening complies with EMC requirements and protects against electromagnetic interference

### Application range

In power chains or moving machine parts  
Particularly in wet areas of machine tools and transfer lines  
For use in assembling & pick-and-place machinery  
Assembly lines, production lines, in all kinds of machines  
In EMC-sensitive environments  
For indoor and outdoor use

### Product features

Good mechanical, abrasion and notch-resistance  
Halogen-free and flame-retardant  
(IEC 60332-1-2)  
Resistant to oil and drilling fluids according to IEC 61892-4, Appendix D  
Flexible down to -40 °C  
Low-adhesive surface  
EMC-compliant

### Norm references / Approvals

Based on VDE 0250 / 0285  
USA: UL AWM Style 21576 with add. VW-1  
Canada: cUL AWM Style I/II A/B FT1  
UL File No. E63634  
For use in power chains: Please comply with assembly guideline Appendix T3

### Product Make-up

Extra-fine wire strand made of bare copper wires (class 6)  
Core insulation: TPE  
Cores twisted together in extremely short lay lengths  
Non-woven wrapping  
Inner sheath made of TPE  
Tinned-copper braiding  
PUR outer sheath, grey (similar RAL 7001)

### Technical Data

Classification ETIM 5:	ETIM 5.0 Class-ID: EC000104 ETIM 5.0 Class-Description: Control cable
Classification ETIM 6:	ETIM 6.0 Class-ID: EC000104 ETIM 6.0 Class-Description: Control cable
Core identification code:	Black with white numbers acc. to VDE 0293-334
Conductor stranding:	Extra-fine wire acc. to VDE 0295, class 6/ IEC 60228 class 6
Minimum bending radius:	Flexing: up from 7.5 x outer diameter Fixed installation: 4 x outer diameter
Nominal voltage:	IEC U0/U: 300/500 V

Last Update (24.04.2024)

©2024 Lapp Group - Technical changes reserved

Product Management [www.lappkabel.de](http://www.lappkabel.de)

You can find the current technical data in the corresponding data sheet.

PN 0456 / 02\_03.16

## ÖLFLEX® FD 855 CP

Test voltage:	UL: 1000 V 3000 V
Protective conductor:	G = with GN-YE protective conductor X = without protective conductor
Temperature range:	Flexing: -40 °C to +80 °C Fixed installation: -50 °C to +80 °C
Bending cycles & operation parameters:	See Selection Table A2-1 in the appendix of our online catalogue

### Note

Unless specified otherwise, the shown product values are nominal values at room temperature. Detailed values (e.g. tolerances) are available upon request.

Copper price basis: EUR 150/100 kg. Refer to catalogue appendix T17 for the definition and calculation of copper-related surcharges.

Please find our standard lengths at: [www.lappkabel.de/en/cable-standardlengths](http://www.lappkabel.de/en/cable-standardlengths)

Packaging size: coil  $\leq$  30 kg or  $\leq$  250 m, otherwise drum

Please specify the preferred type of packaging (e.g. 1 x 500 m drum or 5 x 100 m coils).

Photographs and graphics are not to scale and do not represent detailed images of the respective products.

Prices are net prices without VAT and surcharges. Sale to business customers only.

**ÖLFLEX® FD 855 CP**

Article number	Number of cores and mm <sup>2</sup> per conductor	Outer diameter [mm]	Copper index (kg/km)	Weight (kg/km)
ÖLFLEX® FD 855 CP				
0027605	2 X 0.5	6.7	32	67
0027606	3 G 0.5	7.1	40	79
0027607	5 G 0.5	8.2	53	107
0027608	6 G 0.5	8.7	59	121
0027609	7 G 0.5	9.5	67	132
0027610	12 G 0.5	10.9	97	190
0027611	18 G 0.5	12.9	131	245
0027612	20 G 0.5	13.5	156	281
0027613	25 G 0.5	15.6	190	367
0027615	30 G 0.5	15.8	222	408
0027616	36 G 0.5	16.9	251	459
0027620	2 X 0.75	7.2	40	79
0027621	3 G 0.75	7.6	47	96
0027622	4 G 0.75	8.3	58	112
0027623	5 G 0.75	8.9	65	126
0027624	7 G 0.75	10.6	85	165
0027625	12 G 0.75	12.1	127	231
0027626	18 G 0.75	14.6	198	330
0027628	25 G 0.75	17.7	259	459
0027630	36 G 0.75	19.5	348	605
0027635	2 X 1.0	7.6	45	93
0027636	3 G 1.0	8.1	55	109
0027637	4 G 1.0	8.8	68	126
0027638	5 G 1.0	9.6	81	147
0027639	7 G 1.0	11.3	106	196
0027640	12 G 1.0	13.2	175	292
0027641	18 G 1.0	15.9	242	418
0027643	25 G 1.0	19.5	329	575
0027645	30 G 1.0	19.6	377	635
0027646	36 G 1.0	21.2	467	758
0027649	2 X 1.5	8.3	58	115
0027650	3 G 1.5	8.9	76	139
0027661	4 G 1.5	9.8	91	156

Last Update (24.04.2024)

©2024 Lapp Group - Technical changes reserved

 Product Management [www.lappkabel.de](http://www.lappkabel.de)

You can find the current technical data in the corresponding data sheet.

PN 0456 / 02\_03\_16

**ÖLFLEX® FD 855 CP**

Article number	Number of cores and mm <sup>2</sup> per conductor	Outer diameter [mm]	Copper index (kg/km)	Weight (kg/km)
0027651	5 G 1.5	10.8	111	198
0027652	7 G 1.5	12.5	145	254
0027653	12 G 1.5	14.9	242	416
0027654	18 G 1.5	17.4	346	564
0027656	25 G 1.5	21.4	486	811
0027659	36 G 1.5	23.4	655	1066
0027380	3 G 2.5	10.7	110	194
0027381	4 G 2.5	11.7	136	234
0027382	5 G 2.5	12.8	180	293
0027383	7 G 2.5	15.6	246	418
0027384	12 G 2.5	18	377	629
0027385	18 G 2.5	21.5	569	912
0027386	25 G 2.5	26.5	765	1266

Last Update (24.04.2024)

©2024 Lapp Group - Technical changes reserved

Product Management [www.lappkabel.de](http://www.lappkabel.de)You can find the current technical data in the corresponding data sheet.  
PN 0456 / 02\_03\_16